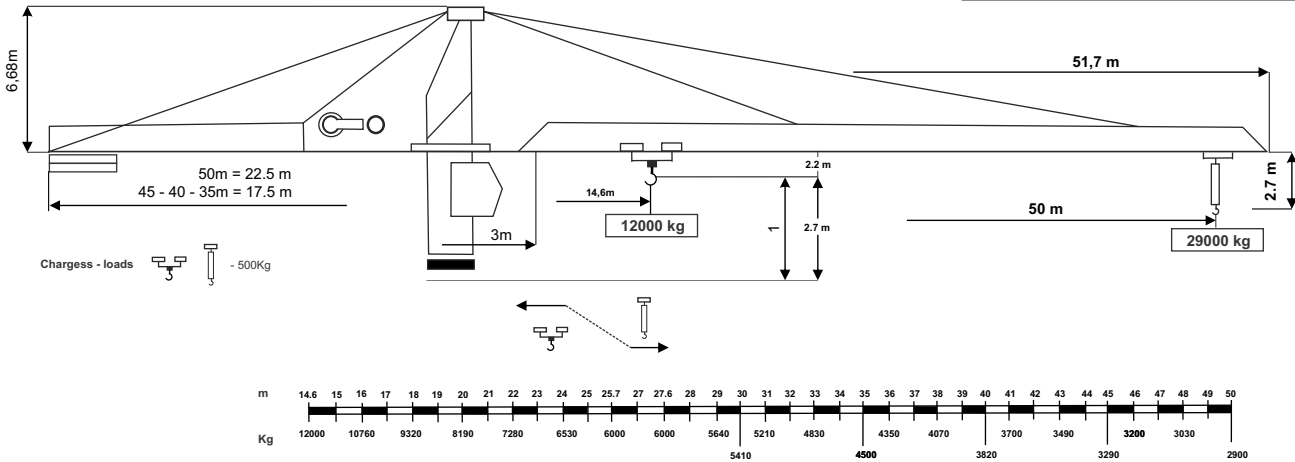
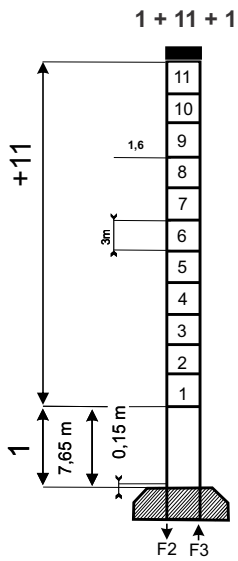


F3/29



PA 459

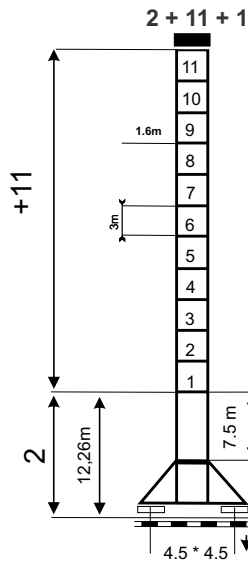
SA 472



11
10
9
8
7
6
5
4
3
2
1

RCS 22	70 M
LDM 46 B	100 M

f2	● 122t	■ 105t
f3	● 90t	■ 78t
	■ 45t	



47.7
44.7
41.7
38.7
35.7
32.7
29.7
26.7
23.7
20.7
17.7

H maxi

RCS 22	68,7M
LDM 46 B	101,7M

F1	● 79t	■ 81t
----	-------	-------

	■ 59t
--	-------

$H \text{ } = H \text{ } - 0.50m$

- En service - in service
- Hors service - Out of service